

Glue end-cap accessory Specification

AS-NNR40GH0-EC

AS-NNR40GH1-EC

AS-NNR40GS0-EC

AS-NNR40GS1-EC

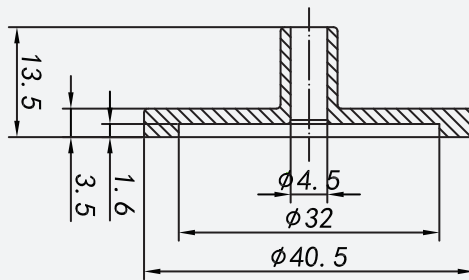


【Features】

- Material: silicone;
- Operating environment: indoor;
- Molding time: 1h;
- Protection class: IP65;
- Warranty: 3 years.

【Mechanical Parameter】

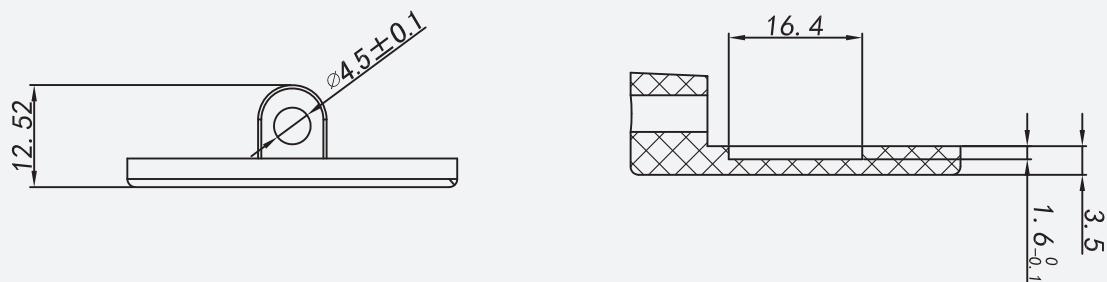
AS-NNR40GH0-EC



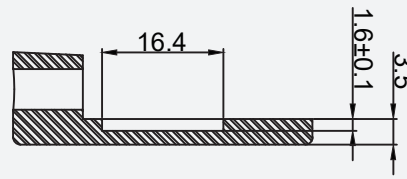
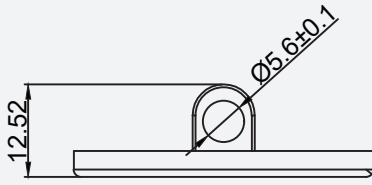
AS-NNR40GH1-EC



AS-NNR40GS0-EC



AS-NNR40GS1-EC



[Specification information]

Describe	Accessories Picture	Order model	Outlet hole diameter (mm)	Quantity/ case (PCS)	Net weight (kg)	Per box net weight (kg)	Gross weight (kg)	Packages (mm)	Range of applications
NNR40 Plug set		AS-NNR40GH0-EC	4.5	540	0.01	5.4	6.4	410*410*260	suit to:White light, RGB
NNR40 Plug set		AS-NNR40GS0-EC	4.5	540	0.01	5.4	6.4	410*410*260	suit to:White light, RGB
NNR40 Plug set		AS-NNR40GH1-EC	5.6	540	0.01	5.4	6.4	410*410*260	suit to:SPI, RGBW
NNR40 Plug set		AS-NNR40GS1-EC	5.6	540	0.01	5.4	6.4	410*410*260	suit to:SPI, RGBW
Acid glue		AS-PG-0002	/	50	0.014	0.7	1.2	250*250*150	10ml/pcs

[Precautions]

- Cutting neon strip and plugging should be done in a dry environment.
- Please use professional cutting tools when cutting neon strip.
- Please use the right amount of glue,otherwise it will affect the appearance and lighting effect.
- After finishing the gluing, it needs to be left for 1-2 hours to ensure the glue is solidified.